

MAP 21

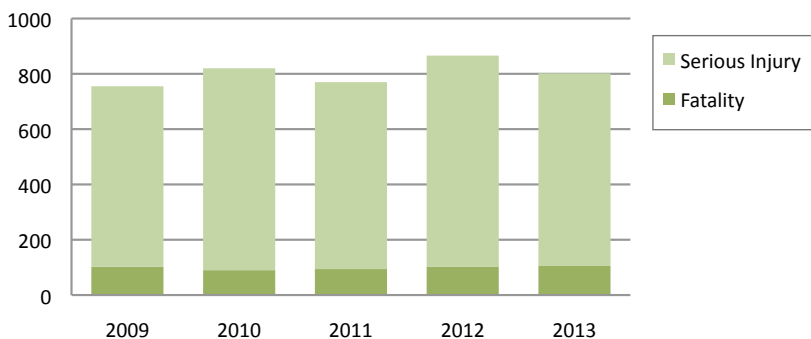
PERFORMANCE MEASURES

Safety in Central Arkansas

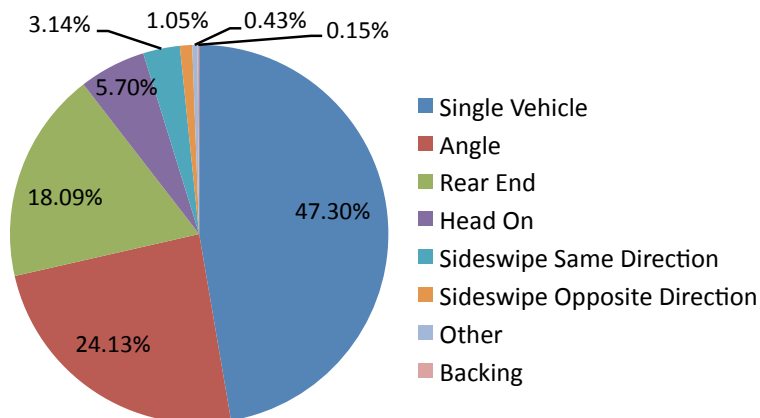
The national Safety goal is "To achieve a significant reduction in traffic fatalities and serious injuries on all public roads." Metroplan supports this goal by working with the Arkansas State Highway and Transportation Department (AHTD) to reduce crashes within central Arkansas. Metroplan is developing a baseline to gauge future success.

From 2009–2013 central Arkansas averaged 99 fatalities and 704 serious injuries each year. While the national average in fatalities and serious injuries has declined, Central Arkansas' fatalities and serious injuries increased in 2012 and 2013.

2009–2013 Fatalities and Serious Injuries



Serious Injury and Fatal Vehicle Crashes 2009-2013



¹For these studies central Arkansas is defined as Faulkner, Lonoke, Pulaski, and Saline Counties.

MAP 21 Moving Ahead for Progress in the 21st Century

Map-21 is the current funding and authorization bill that governs United States federal surface transportation policy and spending. It was passed by Congress on June 29, 2012, and President Barack Obama signed it into law on July 6, 2012.

Performance Management

A key and new feature of Map-21 is the establishment of a performance and outcome-based program. The states are required to invest resources toward the achievement of national goals for (1) Safety, (2) Infrastructure Condition, (3) Congestion Reduction, (4) System Reliability, (5) Freight Movement and Economic Vitality, (6) Environmental Sustainability, and (7) Reduced Project Delivery Delays.

Regional Performance Measures

Metroplan is responsible for tracking the first five performance measures for central Arkansas, and for assisting the state with reaching statewide targets. Over the next year, Metroplan will release a series of fact sheets on each performance measure, with comparisons against other regions. Metroplan will then work with the Arkansas State Highway and Transportation Department to identify policies and projects that can help reach targets. Be on the lookout for future fact sheets.

Did you know? Almost half of all fatal and serious injury crashes in central Arkansas from 2009–2013 involve single vehicles?



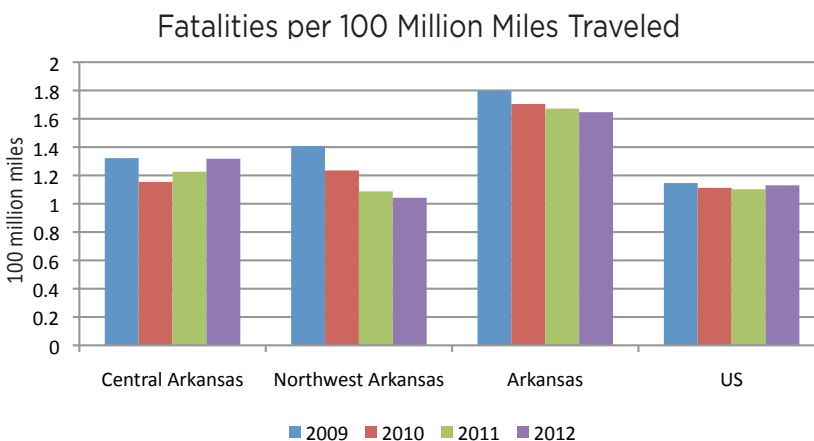
Did you know? Central Arkansas has a fatal crash rate that is 26% higher per capita than the U.S. average.

2010 Crash Rate per 100,000 Population

Central Arkansas' fatal crash rate for 2010 was 13.4 per 100,000 compared with northwest Arkansas (Benton and Washington Counties) at 10.6 per 100,000. The national rate for 2009–2012 was 10.6 per 100,000 and the rate for Arkansas was 19.5 per 100,000 (see chart at right).

Crash Rate per Vehicle Miles Traveled

In 2012, central Arkansas had about 1.31 fatalities for every 100 million miles traveled. This is higher than the U.S. and northwest Arkansas averages, although still lower than the Arkansas state average. While U.S., state and northwest Arkansas showed a decline in fatalities 2009–2012, the rate in central Arkansas increased.



Alcohol

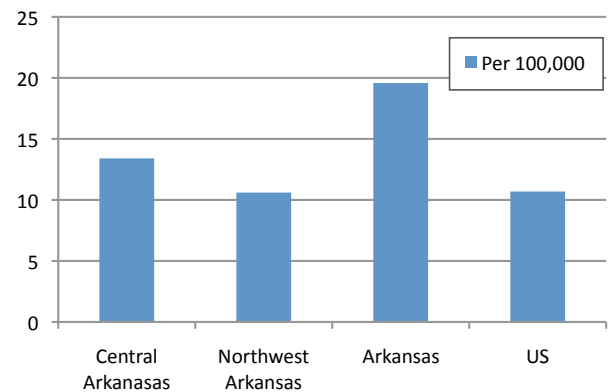
Alcohol was involved in 25.8 percent of the fatal crashes in central Arkansas from 2009–2013, in northwest Arkansas it accounted for 24.5%. The national average for alcohol involved fatal crashes for 2009–2012 was 30.6% while the average for Arkansas for the same time period was 28.8%

Did you know? Central Arkansas has a lower rate of alcohol-involved fatal crashes than the U.S.

Pedestrians and Bicyclists

Did you Know? Central Arkansas averages 13 pedestrian and bicyclist fatalities each year. Pedestrian and bicycle safety is an emphasis area for Metroplan. Be on the lookout for the next fact sheet on pedestrian and bicycle safety.

2010 Fatalities



NEXT STEPS

Things that are being done regionally to improve roadway safety.

- Public outreach campaigns to reduce unsafe driving behaviors (Clickit or Ticket, Toward Zero Deaths, Don't Text and Drive)
- Improved lighting and signage
- Use of rumble strips and cable barriers
- Roadway reconstruction that includes raised medians and sidewalks

Next Step - Performance Targets

Metroplan will work with the Arkansas State Highway and Transportation Department to set performance targets for the region and state. The baseline data established here will then be compared with future data to see if the region is obtaining its target.